

# Installation Flexigar

The allowed Windows-systems will be send by email on demand.

Download Installation Flexigar :

Download installation files : <ftp://pat01:6464@ftp.dynamic.be/Setup Flexigar2000>

- systemflex.zip
- SPI7.6.1.exe
- Setup 6 3 0.zip
- Teamviewer.exe

Setup Flexigar 2000 -6\_3\_0.zip (Extract and install)

**Change install directory in c:\Flexigar2000**

Installation Dongle :

SPI7.6.1.exe

**Install Teamviewer.**

From my Ftp download and execute Teamviewer 7.exe

Setup Flexigar 2000 -6\_3\_0.zip (Extract and install)

**Change install directory in c:\Flexigar2000**

Getting the same version on this computer :

- Copy the all the files from another Flexigar computer.
- Register ALL the \*\*\*.dll files in C:\Flexigar2000\  
(open with regsvr32.exe in the windows\system32) and choose to open this files  
always with the regsvr32.exe.  
In Windows 7 and Vista, select 15 at a time to register **and make sure you have full  
administrator rights.**
- Open Flexiregall.bat as administrator.

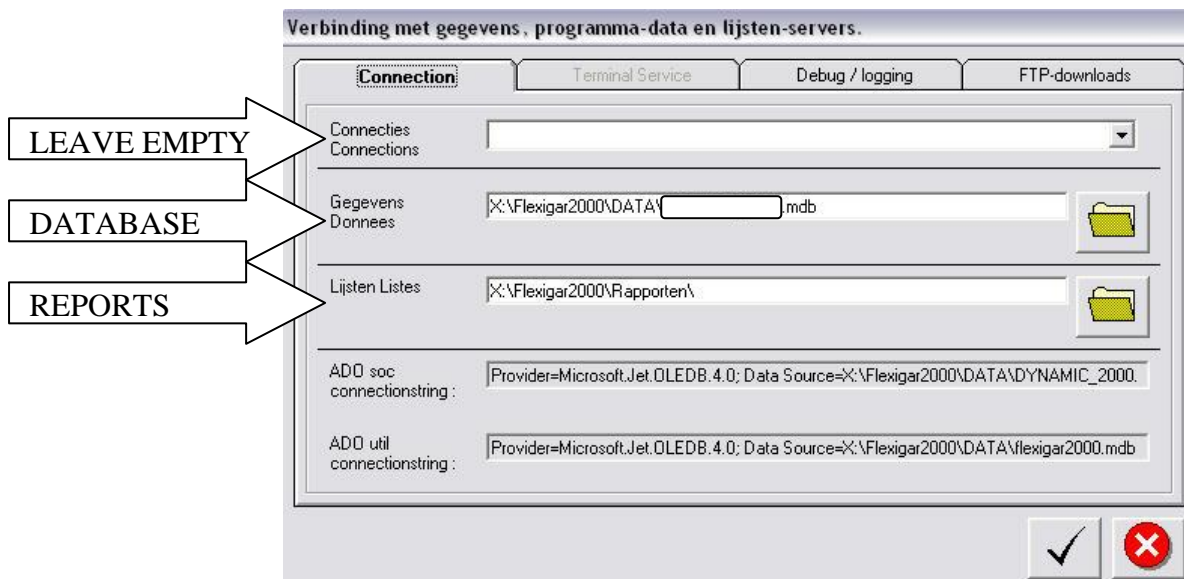
ADMINISTRATOR WIN7 = open CMD and run as administrator, then type :

net user Administrator /active:yes Then restart. This is the real Administrator account !

Connecting the database :

- Delete from the folder : C:\ Flexigar2000\... the file →**connection.dat**
- Execute C:\ Flexigar2000\Wisreg.exe





Validate, restart Flexigar 2000 and install the update directory to the server.

**Very important : Printing update :**

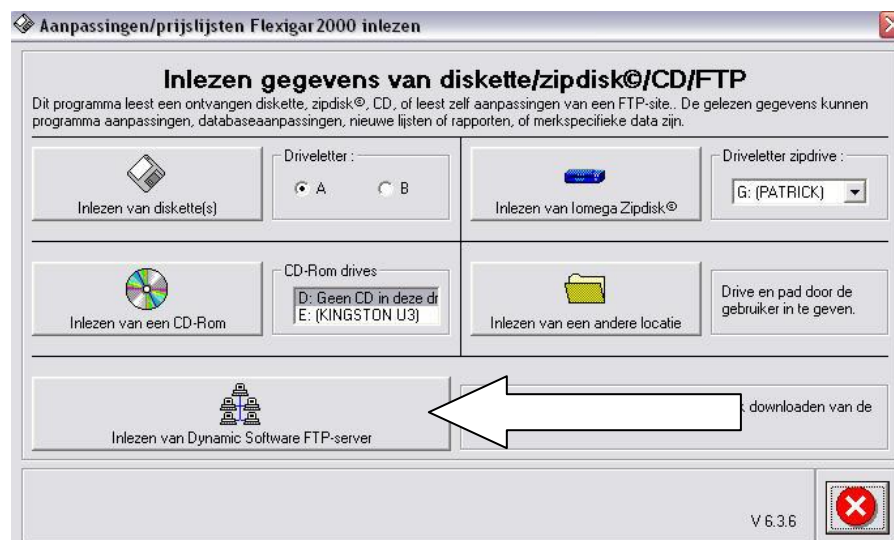
Download systemflex.zip, extract to the updates folder on the server in the sub folder "system". ex : (\\server\Flexigar2000\updates\system\.....ocx and dll files

Update this workstation or server and delete the subfolder system after the update.

**Settings FTP-Server (Server only)**

Automatic update Flexigar 2000 : Aanpassingen2000/Adaptations2000

Contact us for your password.



**FTP connectie**

Kijk na of er bestanden te downloaden zijn

Download en installeer de bestanden

Geconnecteerd met het Internet    Geconnecteerd via LAN

Path-info

TempFTP    C:\Program Files\Flexigar2000\Tempftp\  
 ExtraDownload    C:\Program Files\Flexigar2000\ExtraDownload\

Instellingen...

**FTP instellingen**

URL of IP-adres van de FTP-server :    www.dynamic.be

Uw Login ID :   

Connectieprotocol :    ☒ FTP    ☐ HTTP

Poortnummer :    21

DirList retrieve attempts    5

☒    ☒

CHANGE URL TO ftp.dynamic.be

Flexigar 2000 V6.3.6

**FLEXIGAR 2000**

Current connected database  
 DYNAMIC SOFTWARE N.V.  
 RING 37  
 2200 NOORDERWIJK

User ID :    Password    ☒ ☒

**Verbinding met gegevens, programma-data en lijsten-servers.**

Connection    Terminal Service    Debug / logging    **FTP-downloads**

☒ Vink dit aan als u wenst dat dit toestel bij het opstarten van Flexigar2000 connecteerd met de FTP-server van Dynamic Software, om na te gaan of er updates van het programma of prijslijsten zijn.

Cocher ici si vous souhaitez que l'ordinateur sera connecté au serveur FTP de Dynamic Software lors du démarrage, pour vérifier s'il existent des mises à jours du programme ou de la liste de prix.

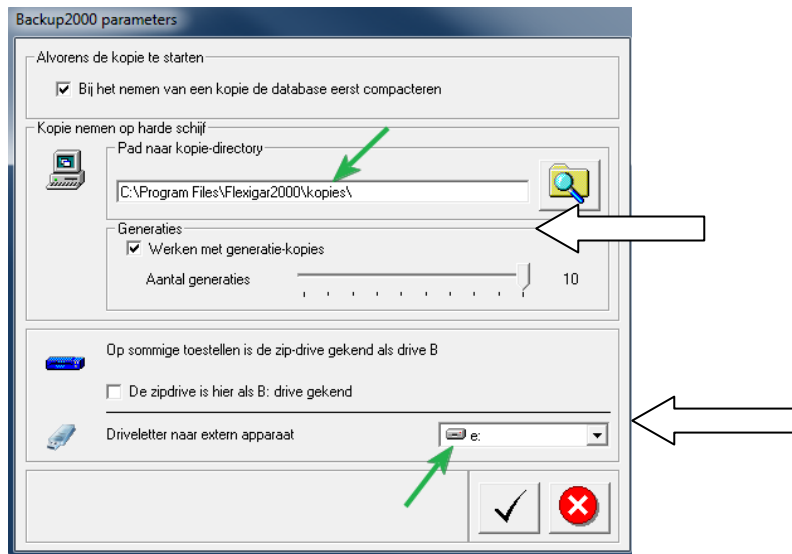
Deze controle zal slechts eenmaal per dag plaatshebben  
 Ce controle n'aura lieu qu'une seule fois par jour

☒ ☒

**Making a Back up !!!!!!!!!!!!!!!!!!!!!!!!!!!!!!!**

(Server only)

Icon on your Desktop → Backup2000 → click on file/parameters



Make sure the path to the “kopie directory” is filled in and the drive letter to your extern media is correct. This may also be the letter of your memory stick.

**For 1 euro a day we can make an automatic safe BACK-UP for you on a secured server.**

## ERROR 91

In case of error 91 while starting up Flexigar

CHECK IF YOU HAVE ENOUGH RIGHTS TO OPEN A DATABASE ON THE SERVER LOCATION

C:\Flexigar2000\flexiregall.bat (execute this file) as administrator.

Register the following dll-files under these directories :

C:\Program Files\Common Files\Microsoft Shared\DAO .....  
                           \ichier commun (French windows)

C:\Program Files\Common Files\System\ado .....  
                           \ichier commun (French windows)

For any further questions, or to verify your installation call

**Dynamic Software : 014/26.01.11**